



OFFICIAL PLACEMENT OF INSIGNIA  
**FEMALE LEADER UNIFORM  
 INSPECTION SHEET**

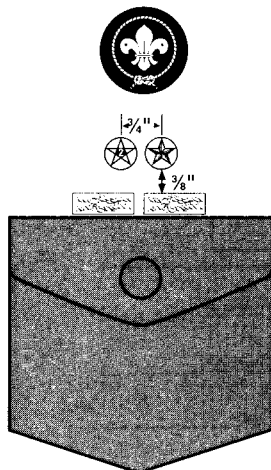


RIGHT SLEEVE

LEFT SLEEVE



RIGHT POCKET



LEFT POCKET

Conduct uniform inspections with common sense; the basic rule is neatness.

Female Cub Scout leaders have the option of either the tan or yellow blouse, both worn with blue epaulets.

**Right Sleeve.** U.S. flag emblem. Den numeral or emblem, if applicable, below and touching flag. Only the most recent Quality Unit Award may be worn, 4 inches below the seam.

**Left Sleeve.** Council patch, badge of office, and, if applicable, unit numeral. Badge of office is centered 4 inches below shoulder seam, but if numeral is worn, it is centered below numeral and touching it. The veteran unit bar (25, 50, 55, 60, 65, 70, 75, or 80 years) is positioned above and touching the unit numeral and also touching council patch. When earned, the Trained leader strip is worn touching the badge of office.

**\*Right Pocket.** Cub Scout leaders may wear one temporary insignia centered between the right shoulder seam and the BSA strip, above the pocket. Boy Scout leaders may wear one temporary insignia centered on the pocket. The name tag is worn just above the BSA strip. Order of the Arrow lodge insignia is worn on the pocket flap. National jamboree insignia is worn centered and above the name tag and the BSA strip.

**Left Pocket.** Service stars and embroidered knots worn as shown, centered above the pocket. The World Crest emblem is worn 3 inches below the left shoulder seam and centered above the top of the left pocket.

\*See special rules for national and international events in *Insignia Guide*, No. 33066.



**The Scouting Seal  
 is your guarantee of  
 quality, excellence,  
 and performance.**

SHOULDER SEAM



Position diagram of insignia (see above) right on sleeves to guide you on proper placement.

OVER

**FEMALE LEADER UNIFORM  
INSPECTION SHEET**

**Attendance.** Inspection attendance merits 15 points.

15 pts.

**Cap (optional).** Women wear the same visored cap as the youth they serve—blue and gold for Cub Scouting, blue and light blue for Webelos Scouting, olive green and red for Boy Scouting, and brown and blaze for Varsity Scouting. Campaign hat may be worn at troop option by Boy Scout leaders.

5 pts.

**Blouse.** Women wear the long- or short-sleeve blouse. Cub Scout leaders have the option of either blouse color. Boy Scout leaders wear the tan blouse. Shoulder loops are worn on the epaulets according to the position in which she is functioning, as follows:

20 pts.

- |        |  |
|--------|--|
| Blue   | Cub Scouting   |
| Red    | Boy Scouting   |
| Blaze  | Varsity Scouting   |
| Green  | Exploring  |
| Silver | District/council<br>(including chartered<br>organization representative) |
| Gold   | Region/national  |

**Culottes, Slacks, or Shorts.** Blue or olive green for Cub Scout leaders and olive green for Boy Scout leaders. Blue socks with gold tops are worn with blue shorts, and olive green socks with red tops are worn with olive green shorts.

20 pts.

**Belt (if applicable).** Blue with Cub Scout or Webelos Scout buckle with blue pants, olive green with Boy Scout buckle with olive green pants.

**Neckerchief (optional).** Blue and gold Cub Scout leader neckerchief for Cub Scout leaders, plaid Webelos Scout neckerchief with gold trim for Webelos den leaders, troop option neckerchief for Boy Scout leaders.

**Scarf (optional).** Blue and gold scarf with blue and gold uniform, red and olive scarf with olive green uniform.

**Shoes.** Leader option.

**Insignia.** Correct placement left front, 10 points; right front, 10 points; left sleeve, 10 points; right sleeve, 10 points.




40 pts.

UNIFORM POINTS

INSIGNIA POINTS

TOTAL POINTS

PERFECT SCORE 100 POINTS



**UNIFORM INSPECTION SCORE**

Name \_\_\_\_\_ Unit No. \_\_\_\_\_

Address \_\_\_\_\_ District \_\_\_\_\_

Office \_\_\_\_\_ Den \_\_\_\_\_

#34281A



7 30176 34281 8

34281A

ISBN 0-8395-4281-X

©1997 Boy Scouts of America 10 9 8 7 6 5 4 3 2 1

Position diagram of insignia (see above) right on pocket to guide you on proper placement.

**OUR UNIT INSPECTION  
WILL BE HELD ON**

**BRING THIS FORM  
WITH YOU**

**OVER**